



333 Bayview Avenue
Amityville, New York 11701
For Sales and Repairs, (800) 645-9445
For Technical Service, (800) 645-9440
Publicly traded on NASDAQ Symbol: NSSC

© NAPCO 2007



NAPCO ISEE-CAMIR24 Day and Night IR Bullet Camera

OI340 10/07

FEATURES

- Day and night features for 24-hour surveillance
- Standard horizontal resolution and high quality picture
- 3.6 mm / F2.0 Standard Lens
- Minimum Illumination: 0.6 Lux / F2.0, 0 Lux (IR LED's On)
- 24 IR LED's with an effective range of 15 meters (50')
- 1/4" Color CCD image sensor
- 12VDC Operation
- Multi-directional mounting bracket allows installation of the camera virtually on any surface
- IP68 standard approved weather resistant housing

INSTALLATION

The parts of the ISEE-CAMIR24 are as follows:

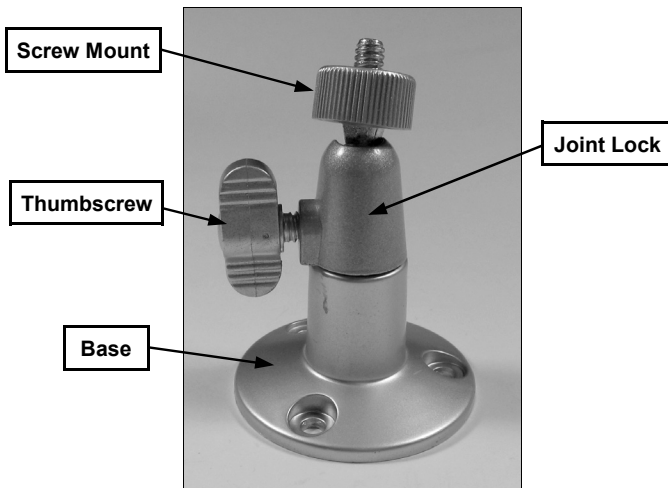


Fig. 1: Mounting Bracket

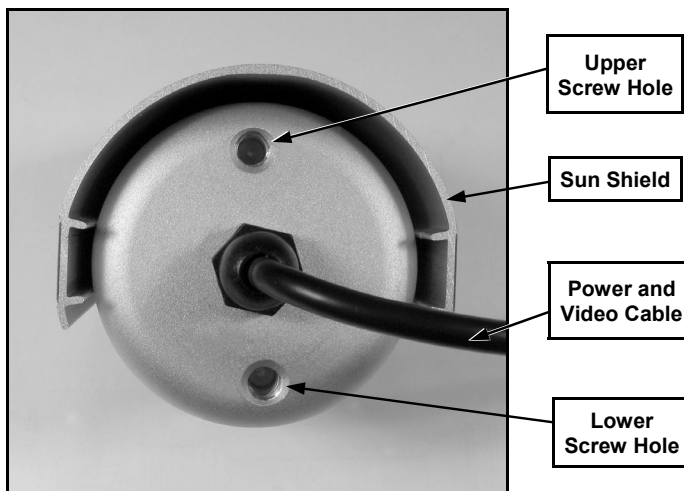


Fig. 2: Camera Rear

1. The mounting bracket can be attached directly to a wall (see Fig. 3) using the three supplied mounting screws. Drill a hole in advance for the power and video cable to pass through later (arrow).



Fig. 3: Mount directly to a wall. Drill a hole in advance for the power and video cable to pass through later (arrow).

2. Disconnect the base by turning the thumbscrew counter-clockwise. Insert the screw mount into one of the screw holes in back of the camera and turn the screw mount clockwise to tighten (see Figs. 4 & 5).




Fig. 4: Insert screw mount into a screw hole (turn clockwise to tighten).

Note: There are two screw holes (upper and lower) in back of the camera; select the screw hole that best suits your installation.




Fig. 5: Screw mount (with joint lock) installed.

3. Insert the joint lock into the base and turn the thumb-screw clockwise to secure (do not tighten fully). Adjust the camera angle and the sun shield position. Tighten the thumbscrew. Pass the power and video cable through the hole drilled in step 1.

WIRING CONNECTIONS

1. 12VDC Input Terminal
Connect the power terminal of the camera to a 12VDC regulated power supply.
Note: Please use the correct power adapter, (12VDC regulated) to operate this unit. The power tolerance of

this unit is 12VDC \pm 10%. Input power over this maximum will damage the unit.

2. Video Output Connector (VIDEO OUT)
Connect the camera video output and the monitor video input with 75 Ω coaxial cable.

SPECIFICATIONS

Image Sensor	1/4" Interline transfer type color CCD
Effective Pixels	512(H) x 492(V) [NTSC] 512(H) x 582(V) [PAL]
Resolution	350 TVL
Minimum illumination	0.6Lux/F2.0 / 0Lux (15m IR ON)
IR Effective Range	Reaches 15 meters (50')
S/N Ratio	More than 48dB (AGC off)
Electronic Shutter	1/60 (1/50) to 1/100,000 sec.
Lens	3.6mm / F2.0
Lens Angle	70 Degrees
IRIS Mode	AES
Gain Control	Auto
White Balance	ATW
Video Output	1.0Vp-p composite, 75 Ω
IP Rating	IP 68
Power Source	12VDC \pm 10%
Current Consumption	100mA (IR OFF), 350mA (IR ON)
Dimensions	LxWxH: 3.94"x2.56"x2.51" (100mm x 65mm x 63.8mm)

NAPCO LIMITED WARRANTY

NAPCO SECURITY SYSTEMS, INC. (NAPCO) warrants its products to be free from manufacturing defects in materials and workmanship for *thirty-six months* following the date of manufacture. NAPCO will, within said period, at its option, repair or replace any product failing to operate correctly without charge to the original purchaser or user.

This warranty shall not apply to any equipment, or any part thereof, which has been repaired by others, improperly installed, improperly used, abused, altered, damaged, subjected to acts of God, or on which any serial numbers have been altered, defaced or removed. Seller will not be responsible for any dismantling or reinstallation charges.

THERE ARE NO WARRANTIES, EXPRESS OR IMPLIED, WHICH EXTEND BEYOND THE DESCRIPTION ON THE FACE HEREOF. THERE IS NO EXPRESS OR IMPLIED WARRANTY OF MERCHANTABILITY OR A WARRANTY OF FITNESS FOR A PARTICULAR PURPOSE. ADDITIONALLY, THIS WARRANTY IS IN LIEU OF ALL OTHER OBLIGATIONS OR LIABILITIES ON THE PART OF NAPCO.

Any action for breach of warranty, including but not limited to any implied warranty of merchantability, must be brought within the six months following the end of the warranty period.

IN NO CASE SHALL NAPCO BE LIABLE TO ANYONE FOR ANY CONSEQUENTIAL OR INCIDENTAL DAMAGES FOR BREACH OF THIS OR ANY OTHER WARRANTY, EXPRESS OR IMPLIED, EVEN IF THE LOSS OR DAMAGE IS CAUSED BY THE SELLER'S OWN NEGLIGENCE OR FAULT.

In case of defect, contact the security professional who installed and maintains your security system. In order to exercise the warranty, the product must be returned by the security professional, shipping costs prepaid and insured to NAPCO. After repair or replacement, NAPCO assumes the cost of returning products under warranty. NAPCO shall have no obligation under this warranty, or otherwise, if the product has been repaired by others, improperly installed, improperly used, abused, altered, damaged, subjected to accident, nuisance, flood, fire or acts of God, or on which any serial numbers have been altered, defaced or removed. NAPCO will not be responsible for any dismantling, reassembly or reinstallation charges.

This warranty contains the entire warranty. It is the sole warranty and any prior agreements or representations, whether oral or written, are either merged herein or are expressly cancelled. NAPCO neither assumes, nor authorizes any

other person purporting to act on its behalf to modify, to change, or to assume for it, any other warranty or liability concerning its products.

In no event shall NAPCO be liable for an amount in excess of NAPCO's original selling price of the product, for any loss or damage, whether direct, indirect, incidental, consequential, or otherwise arising out of any failure of the product. Seller's warranty, as hereinabove set forth, shall not be enlarged, diminished or affected by and no obligation or liability shall arise or grow out of Seller's rendering of technical advice or service in connection with Buyer's order of the goods furnished hereunder.

NAPCO RECOMMENDS THAT THE ENTIRE SYSTEM BE COMPLETELY TESTED WEEKLY.

Warning: Despite frequent testing, and due to, but not limited to, any or all of the following; criminal tampering, electrical or communications disruption, it is possible for the system to fail to perform as expected. NAPCO does not represent that the product/system may not be compromised or circumvented; or that the product or system will prevent any personal injury or property loss by burglary, robbery, fire or otherwise; nor that the product or system will in all cases provide adequate warning or protection. A properly installed and maintained alarm may only reduce risk of burglary, robbery, fire or otherwise but it is not insurance or a guarantee that these events will not occur. CONSEQUENTLY, SELLER SHALL HAVE NO LIABILITY FOR ANY PERSONAL INJURY, PROPERTY DAMAGE, OR OTHER LOSS BASED ON A CLAIM THE PRODUCT FAILED TO GIVE WARNING. Therefore, the installer should in turn advise the consumer to take any and all precautions for his or her safety including, but not limited to, fleeing the premises and calling police or fire department, in order to mitigate the possibilities of harm and/or damage.

NAPCO is not an insurer of either the property or safety of the user's family or employees, and limits its liability for any loss or damage including incidental or consequential damages to NAPCO's original selling price of the product regardless of the cause of such loss or damage.

Some states do not allow limitations on how long an implied warranty lasts or do not allow the exclusion or limitation of incidental or consequential damages, or differentiate in their treatment of limitations of liability for ordinary or gross negligence, so the above limitations or exclusions may not apply to you. This Warranty gives you specific legal rights and you may also have other rights which vary from state to state.